



STATE NAVIGATE POLL BRIEFING

# UTAH COUNTY COMMISSION SEAT B

## REPUBLICAN PRIMARY

Carolina Herrin · Isaac Paxman · David M. Spencer

Open seat: Commissioner Amelia Powers Gardner term-limited; 3-way primary · June follow-up survey

**AT A GLANCE**



**PRIMARY DATE**

**June 23, 2026**



**BALLOTS DROPPED**

**June 2, 2026**



**FIELD DATES**

**June 11–14, 2026**



**MARGIN OF ERROR**

**± 3.6%**

n = 740 likely Republican primary voters · Utah County · Weighted by age, race, gender, education, and region

**METHODOLOGY**

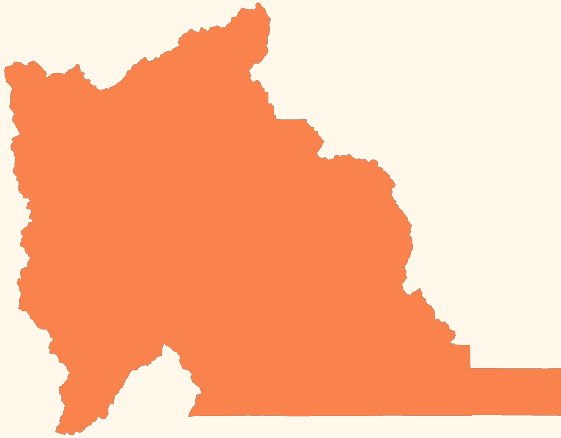
This survey was fielded from June 11–14, 2026, among 740 likely Republican primary voters in Utah County. Respondents were chosen from a voter file provided by i360. Text messages containing a link to an online survey designed by the State Navigate Polling Team and hosted on the SurveyMonkey platform were sent to respondents by AllianceForge. The survey was weighted by age, race, gender, education, and region with benchmarks derived from the voter file and previous election results. The margin of error is 3.6% with a 95% confidence interval. The survey was designed by State Navigate and Doers Network and conducted by State Navigate. This survey was not sponsored by any party, candidate, or candidate’s committee.

# DISTRICT DNA • UTCO-B (LV)



## UTAH COUNTY

Regions: North, South, Orem, Provo (370,586 reg. voters)



WHERE A FEW VOTES MATTER

# ~25%

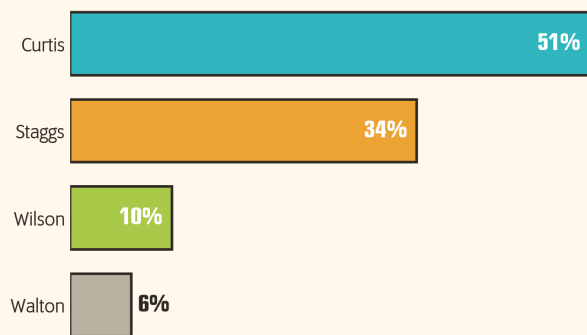
of voters will likely determine who the next County Commissioner will be.

## 2024 PRIMARY RESULTS IN UTCO-B

2024 GOP Gov. Primary in Utah County (Cox +2)

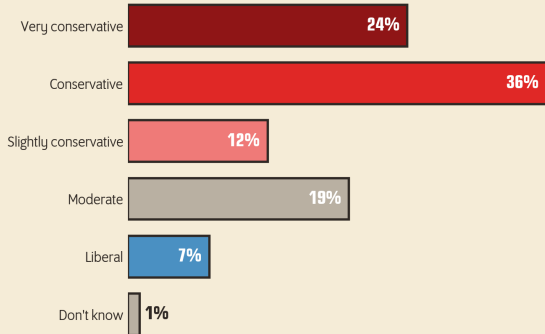


2024 GOP US Senate Primary in Utah County (Curtis +17)

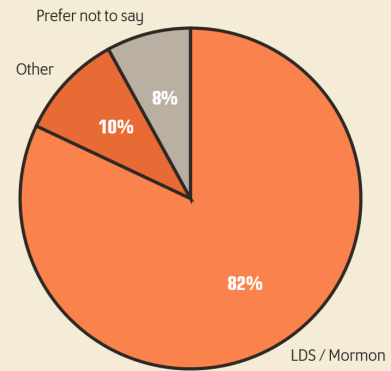


# DISTRICT DNA • SURVEY DEMOGRAPHICS (LV)

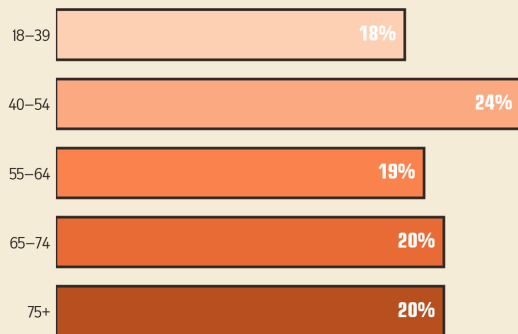
## IDEOLOGICAL SELF-IDENTIFICATION



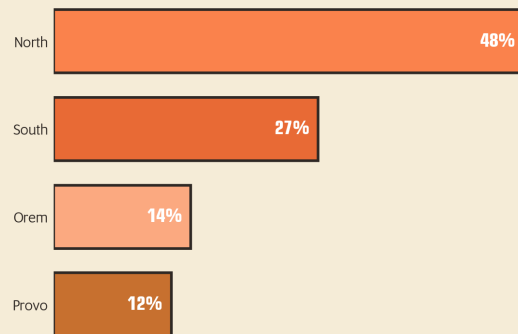
## RELIGION



## AGE



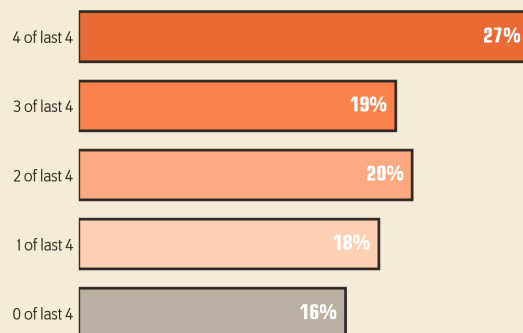
## RESPONDENTS BY REGION



## EDUCATION



## PRIMARY VOTING HISTORY (LAST 4 CYCLES)



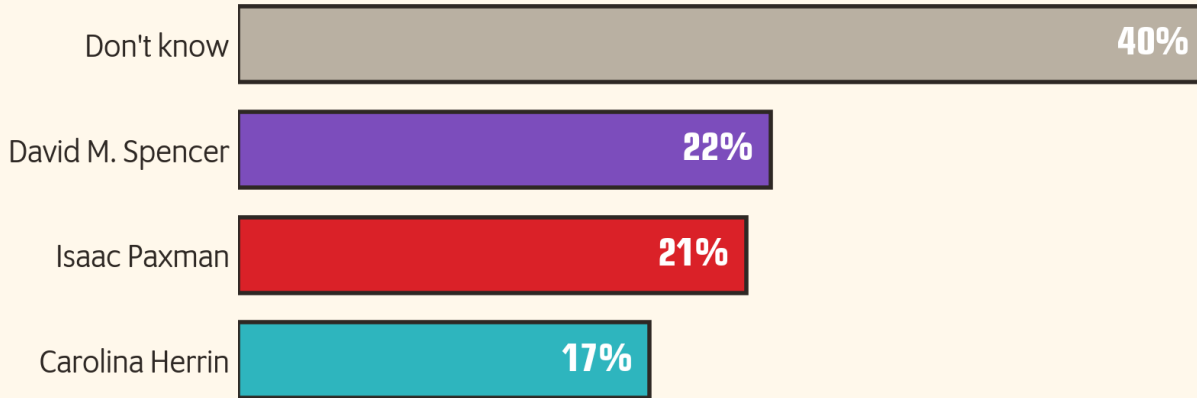
White / Caucasian = 90%. LDS = 82%. n = 740 likely R primary voters, weighted.



# THE SNAPSHOT

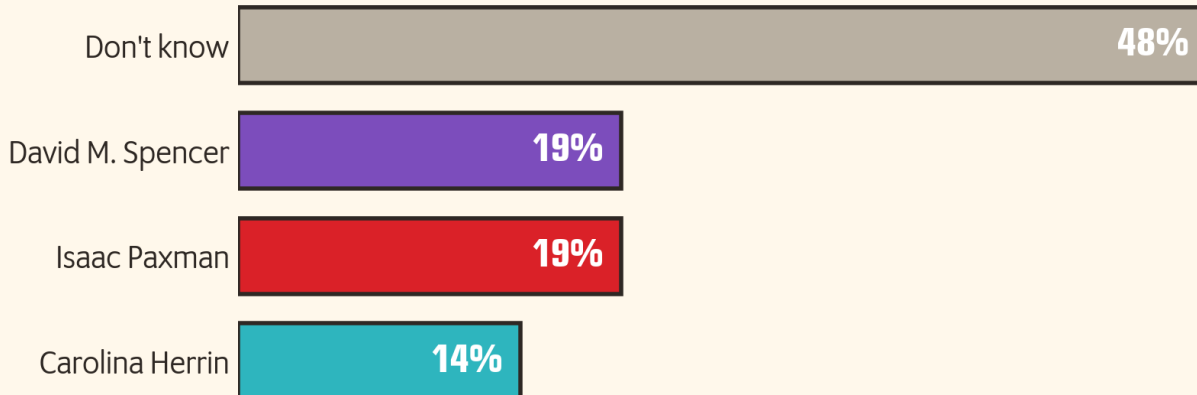
## THE HORSERACE · WITH LEANERS

### The Horserace (with leaners)



## NO LEANER PUSH

### No Leaner Push



### 36% OF THE BALLOT IS ALREADY IN

Of weighted likely voters who had already cast their ballot:

ISAAC PAXMAN

31%

DAVID SPENCER

26%

CAROLINA HERRIN

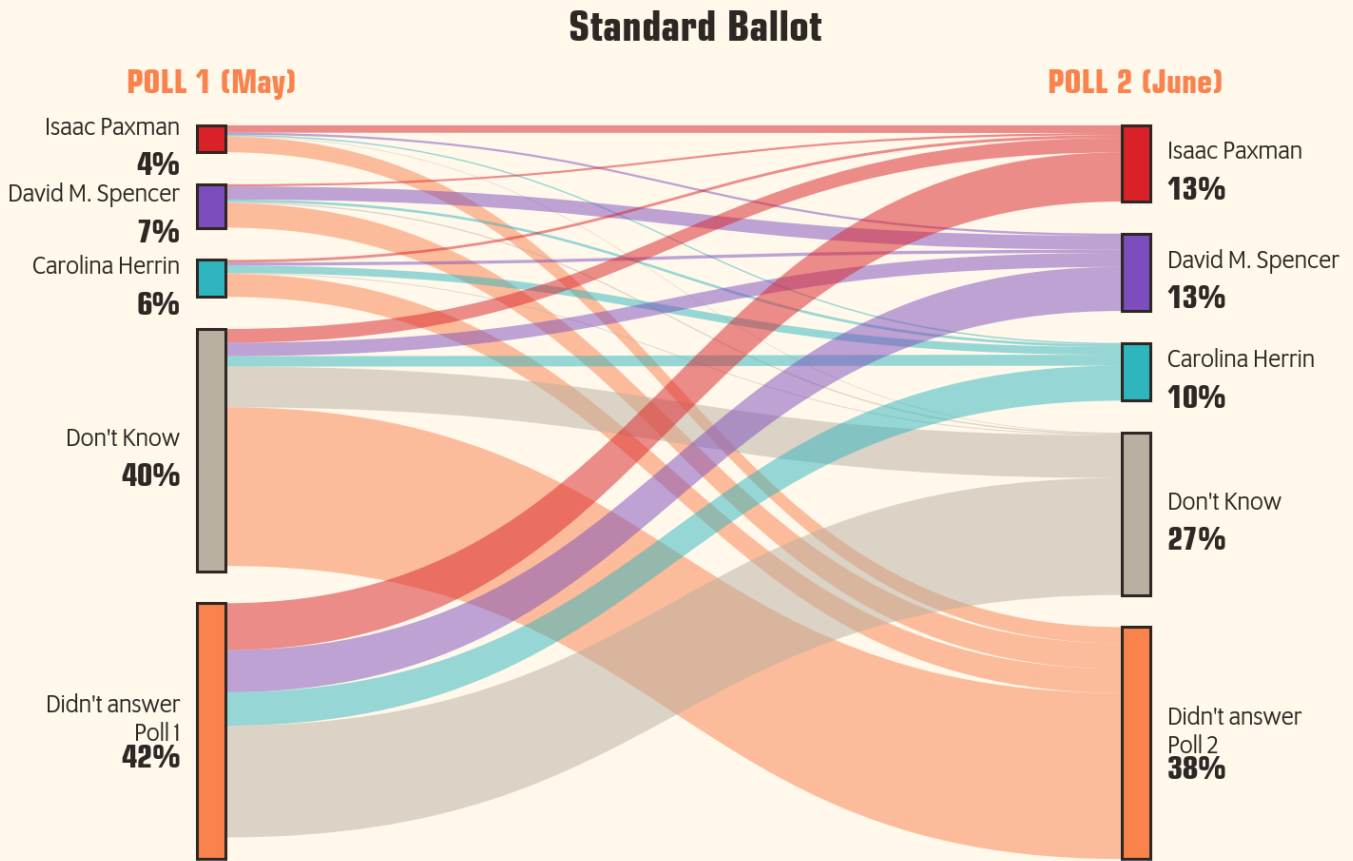
24%

DON'T REMEMBER

19%

# PANEL MOVEMENT

This diagram traces how individual UTCO-B respondents moved across waves. Sizes and percentages are weighted (June wave weight for panelists, May wave weight for May-only respondents). Ribbon thickness equals weighted respondent count. Voters who appear in only one wave are shown as “Didn't answer Poll 1 / Poll 2.”



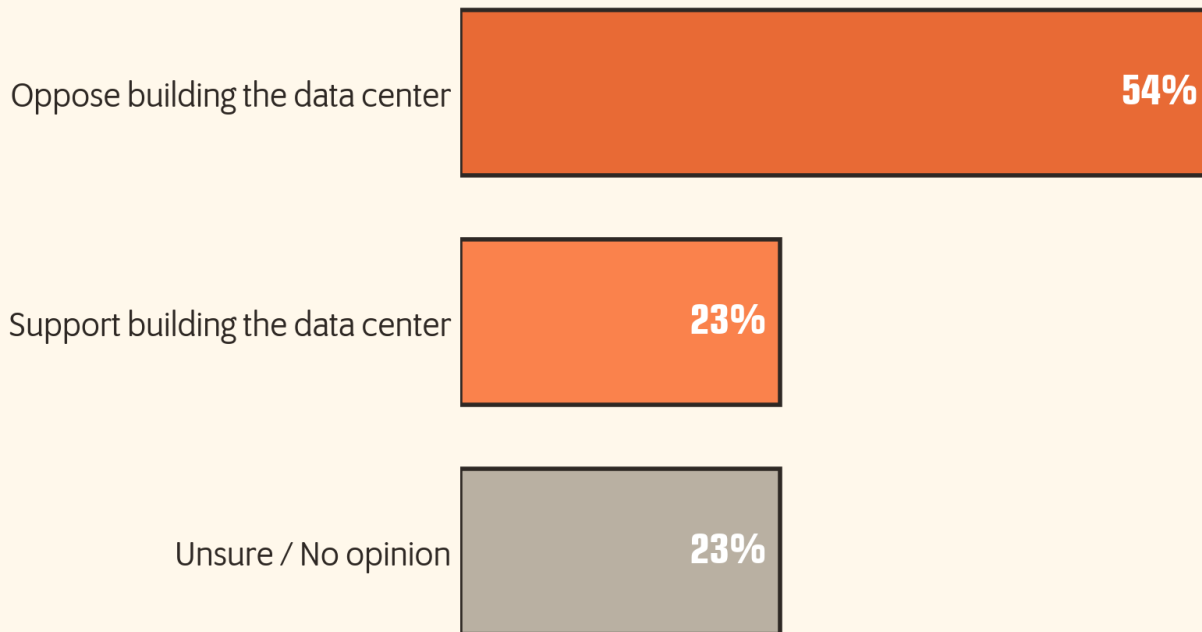
A wide-open three-way race tightened at the top. Isaac Paxman absorbed the largest share of the collapsing May Don't Know pool, pulling even with Spencer while Herrin stayed within striking distance.

# ON THE ISSUES

## THE “STRATOS” DATA CENTER · BOX ELDER COUNTY

Utah officials recently approved the proposed “Stratos” data center project in Box Elder County, a large-scale artificial intelligence and cloud computing development backed by investor Kevin O’Leary. Supporters say the project could bring jobs, tax revenue, and technological investment to Utah, while critics have raised concerns about energy use, water consumption, environmental impacts, and the speed of the approval process. Do you support or oppose this project?

### Should Utah Build the “Stratos” Data Center?



Utah County voters oppose the Stratos data center by 31 points (54% oppose vs. 23% support), with roughly a quarter unsure — leaving room for the conversation to keep shifting as the Box Elder project gets more attention.

# REPUBLICAN TYPOLOGIES & IDEOLOGY

WHEN DECIDING WHO TO VOTE FOR, DO YOU PREFER A CANDIDATE WHO...

## Preferred Candidate Type


Passes the best legislation they can through compromise

51%



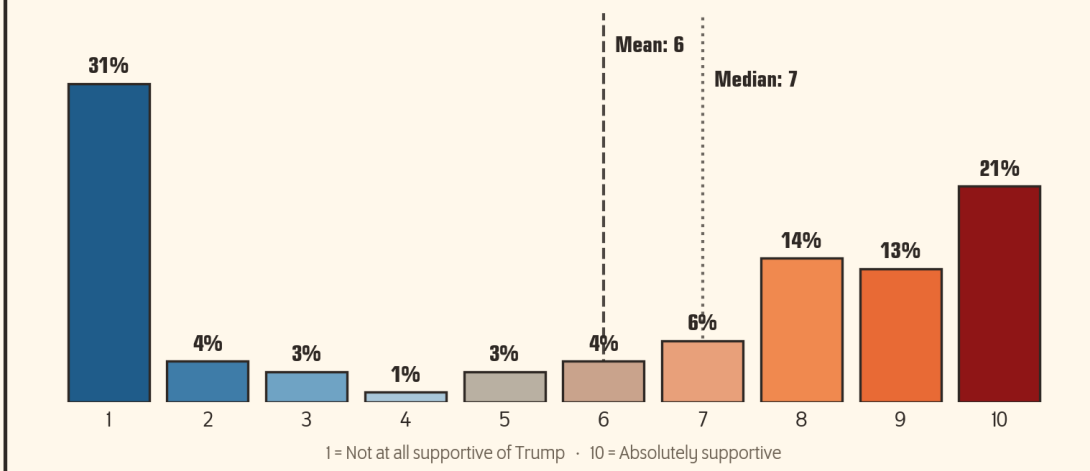
Stands on principle and doesn't compromise on conservative values

49%



## TRUMP SUPPORT

### Trump Support — Self-Rated 1–10 Scale



Utah County splits 51%–49% between compromisers and principles voters. With no candidate consolidating the typology lanes, the split mirrors the close three-way topline. The Trump scale is bimodal: 31% pick 1 and 21% pick 10 (mean 6, median 7).



# TEAM NOTES & ANALYSIS

This section presents the pollster's (State Navigate's) analysis and interpretation of the results.

## CHAZ NUTTYCOMBE · ON THE TOPLINE

### Spencer and Paxman are in a virtual tie, with Herrin third by 4 points.

Spencer takes 22% to Paxman's 21% to Herrin's 17%, with 40% undecided countywide. The Don't Know pile fell from 68% in April to 40% in June, and Paxman absorbed the largest share of that movement — going from 8% to 21%. With three candidates dividing the engaged vote and a third of LV still undecided, this race is wide open in the final stretch.

## CHAZ NUTTYCOMBE · ON THE EARLY VOTE

### 36% of the ballot is already in, with Paxman narrowly leading the early vote 31–26–24.

Among the 36% of LV who'd already cast their ballot, Paxman has banked 31%, Spencer 26%, and Herrin 24%, with 19% who don't remember who they voted for. Paxman's early-vote edge means he has the largest base of locked-in support — but with nearly two-thirds of the ballot still in motion and three candidates within striking distance, this race can still go several ways.

## CHAZ NUTTYCOMBE · ON THE COMPROMISE VS. PRINCIPLES SPLIT

### Paxman owns the compromiser lane; Spencer leads principle voters.

Voters in Utah County split 51/49 between compromisers and principle voters. Among compromisers, Paxman leads with 24% to Herrin's 20% to Spencer's 17% (39% undecided). Among principle voters, Spencer leads with 28% to Paxman's 18% to Herrin's 15% (40% undecided). Paxman's lead in the compromiser bucket plus Spencer's edge with principle voters is what's keeping the topline a virtual tie — no candidate has consolidated both typology lanes.

## MARY RADCLIFFE · ON THE DATA CENTER

### Unlike SD-21 and HD-44, Stratos isn't cutting the County Commission race.

Unlike in SD-21 and HD-44, the Stratos data center doesn't seem like a voting issue in the County Commissioner race. Voters who choose Herrin, Spencer, and Paxman all oppose the data center — by margins of 20, 21, and 14 percentage points, respectively. Undecided voters oppose the data center even more strongly, by a 50-point margin.

## ABOUT

# ABOUT STATE NAVIGATE

---

State Navigate is a nonpartisan, 501(c)(3) nonprofit organization dedicated to becoming a compass for state legislatures everywhere. Our bipartisan polling team consists of alumni of FiveThirtyEight, political scientists, and polling experts. Last year, State Navigate was the most accurate pollster in the country for the 2025 election cycle. To learn more about our poll sponsorship opportunities, [click here!](#) Public polling on state governance, especially state legislatures, is rare, so we try to make our polling as affordable as possible for sponsors to help fill this gap.

## OUR POLLING TEAM

---

### CHAZ NUTTYCOMBE

#### FOUNDER & EXECUTIVE DIRECTOR

Chaz was the Director of CNalysis.com, the only website dedicated to state legislative election forecasting. He has successfully forecasted thousands of state legislative elections since 2017 during his senior year in high school. Chaz leads the polling team and works with them on survey design, field work, weighting, and written analysis.

### MICHAEL FOLEY

#### ELECTIONS COORDINATOR

Michael is an expert in GIS technology and has experience in coding and scraping technology. He is a graduate of Fordham University and the University of Chicago Law School. In our polling, Michael conducts fieldwork, setting up surveys and texts, and exports/designs crosstabs.

### MARY RADCLIFFE

#### DATA MANAGER

Mary Radcliffe is a mathematician and data analyst from Pittsburgh. She earned a PhD in Mathematics from the University of California, San Diego in 2012. Mary has previously worked as a Teaching Professor at Carnegie Mellon University and Researcher at FiveThirtyEight. In our polling, Mary helps with survey design, keeps our polling operations ethical, creates topline, and writes analyses of results.

### G. ELLIOTT MORRIS

#### POLLING COMMITTEE MEMBER

Elliott Morris is a data-driven journalist and author living in Washington, DC. He's the author of STRENGTH IN NUMBERS: How Polls Work and Why We Need Them. Elliott was most recently the Editorial Director of Data Analytics at ABC News, where he developed polling aggregation and election-forecasting models and managed the research and data visualization teams for ABC's data-journalism website FiveThirtyEight/538. In our polling, Elliott helps with survey design and writing weighting scripts.

### NICHOLAS GOEDERT

#### POLLING COMMITTEE MEMBER

Nicholas / "Nick" is an assistant professor of Political Science at Virginia Tech with expertise focused on legislative elections and American politics. He is the author of GROUND WAR: Courts, Commissions, and the Fight over Partisan Gerrymanders (Oxford, 2022). He served as an expert witness in the Wisconsin redistricting case Whitford v. Gill. He holds a Ph.D. in Politics from Princeton and a J.D. from Georgetown Law. In our polling, Nick helps with survey design and gives academic feedback.



PEACE OUT. THAT'S ALL.

Your compass for state legislatures