



STATE NAVIGATE POLL BRIEFING

UTAH HOUSE DISTRICT 44

REPUBLICAN PRIMARY

Scott Stephenson (Utah Highway Patrolman) vs. Rep. Jordan Teuscher (Incumbent)

Incumbent challenged: Teuscher is Doers-aligned; Stephenson is Talker-aligned · May baseline survey

AT A GLANCE



PRIMARY DATE

June 23, 2026



BALLOTS DROP

June 2, 2026



FIELD DATES

April 30–May 3, 2026



MARGIN OF ERROR

± 5.4%

n = 332 registered Republican primary voters · Salt Lake County · Weighted by age, race, gender, and education

METHODOLOGY

This survey was fielded from April 30–May 3, 2026, among 332 registered Republican voters in Utah’s 44th State House District. Respondents were chosen from a voter file provided by i360. Text messages containing a link to an online survey designed by the State Navigate Polling Team and hosted on the SurveyMonkey platform were sent to respondents by AllianceForge. The survey was weighted by age, race, gender, and education with benchmarks derived from the voter file and previous election results. Because Utah House districts are small, a registered-voter sample is reported rather than a likely-voter screen. The margin of error is 5.4% with a 95% confidence interval. The survey was designed by State Navigate and Doers Network and conducted by State Navigate. This survey was not sponsored by any party, candidate, or candidate’s committee.

DISTRICT DNA • HD-44 (RV)



SALT LAKE COUNTY

Cities: South Jordan, West Jordan



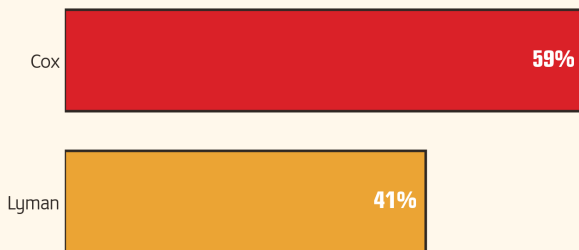
WHERE A FEW VOTES MATTER

~21%

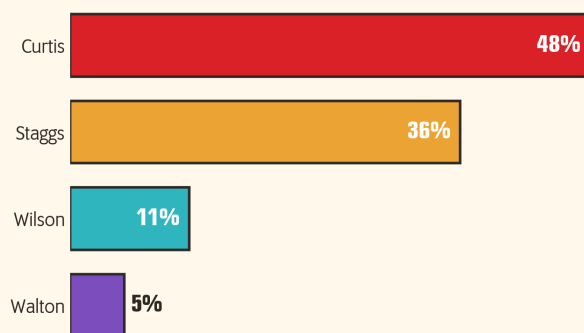
This district is safely Republican: a few voters will determine the winner by voting in the primary.

2024 PRIMARY RESULTS IN HD-44

2024 GOP Gov. Primary in HD-44 (Cox +19)

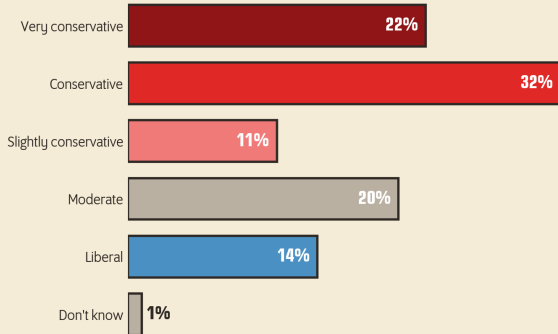


2024 GOP US Senate Primary in HD-44 (Curtis +13)

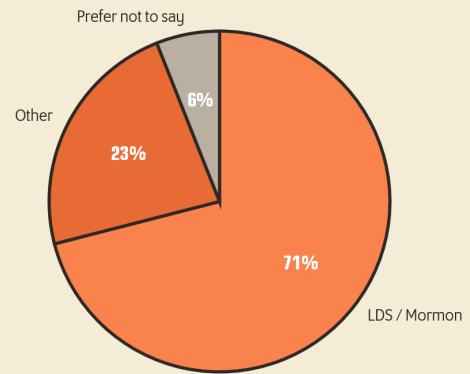


DISTRICT DNA • SURVEY DEMOGRAPHICS (RV)

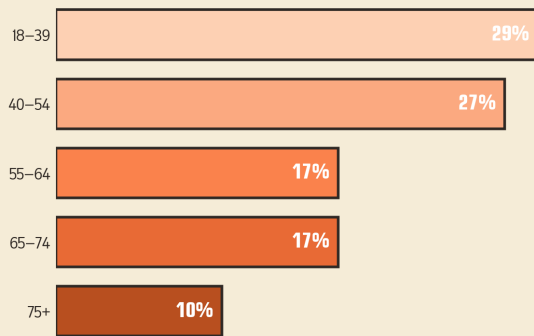
IDEOLOGICAL SELF-IDENTIFICATION



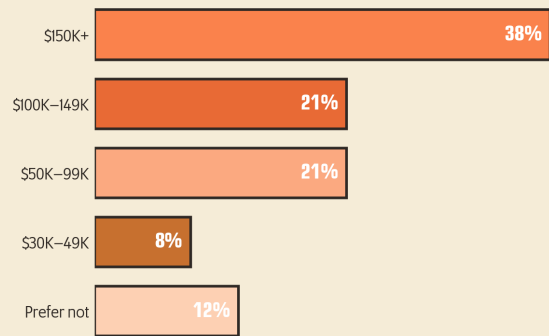
RELIGION




AGE



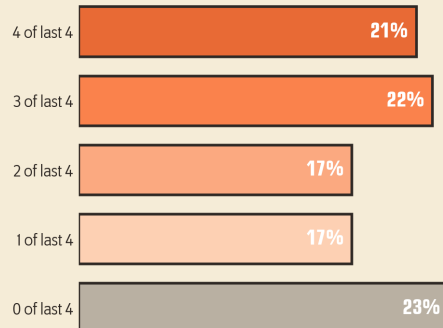
HOUSEHOLD INCOME



EDUCATION



PRIMARY VOTING HISTORY (LAST 4 CYCLES)



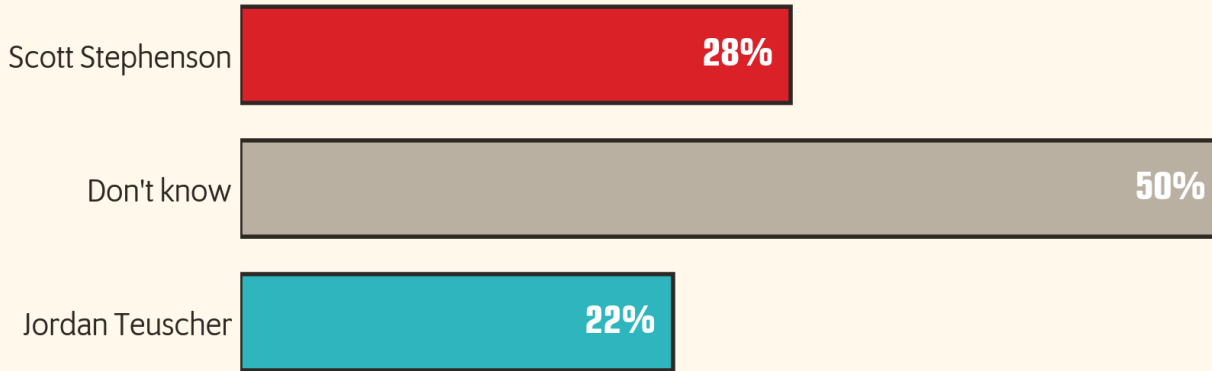
White / Caucasian = 91%. LDS = 71%. n = 332 registered R primary voters, weighted.

THE SNAPSHOT



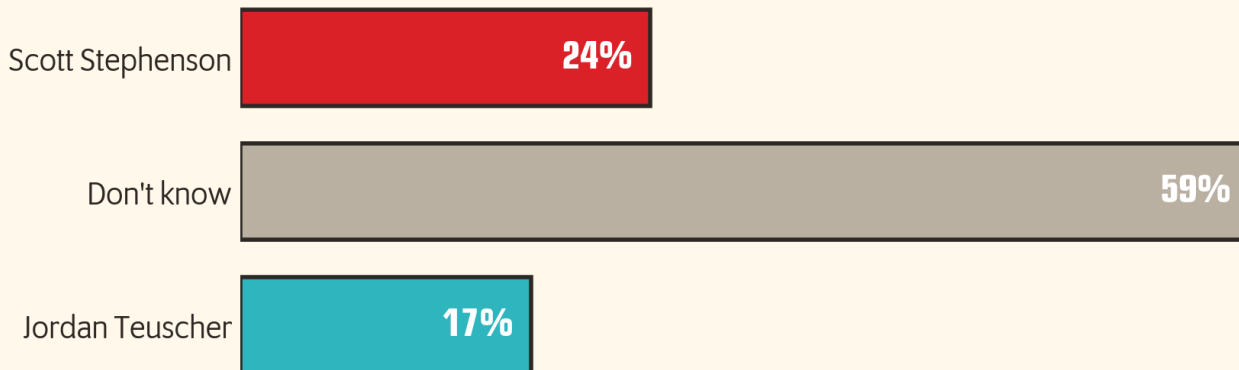
THE HORSERACE · WITH LEANERS

The Horserace (with leaners)



NO LEANER PUSH

No Leaner Push

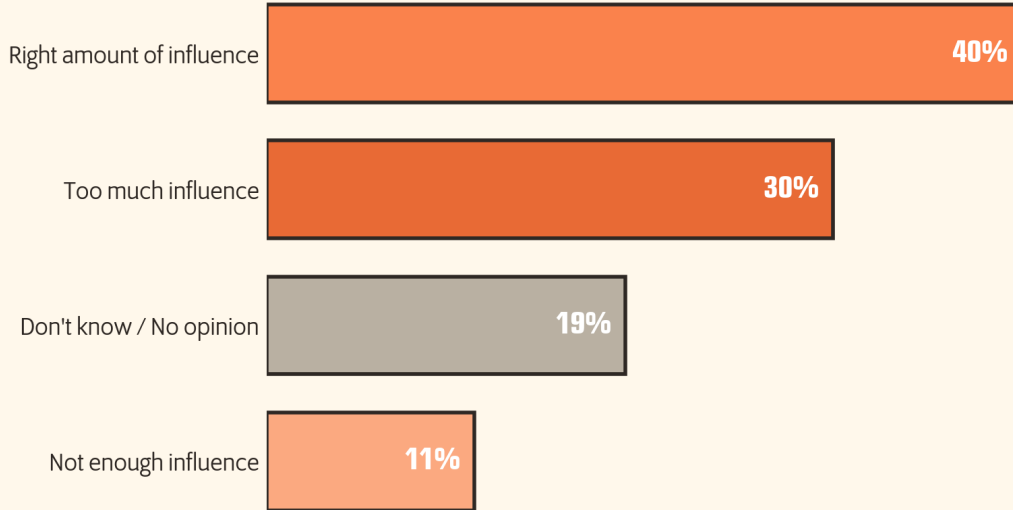


Scott Stephenson leads two-term incumbent Rep. Jordan Teuscher 28%–22% with leaners, with 50% undecided. A first-time candidate leading a sitting incumbent — even narrowly, even this early — is a flashing warning light for Teuscher.

ON THE ISSUES

THE LDS CHURCH AND STATE POLITICS

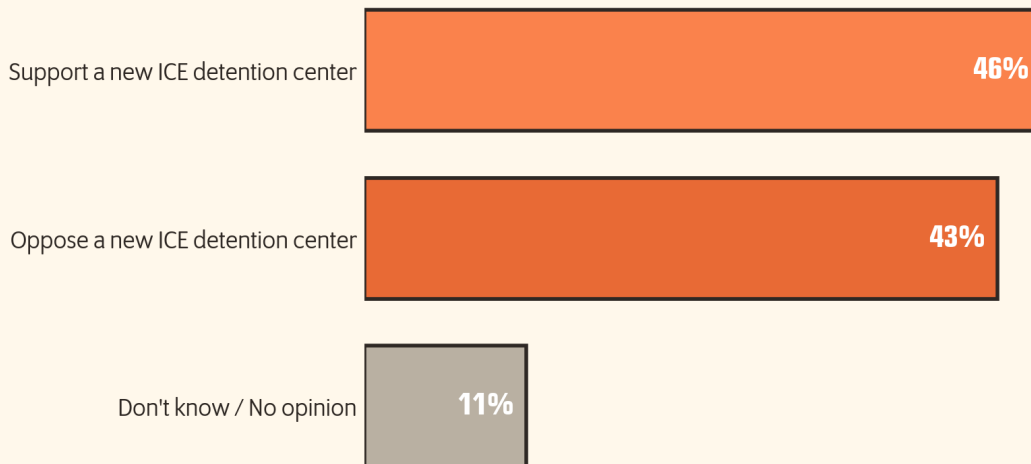
Do you think the LDS Church has too much influence, not enough influence, or the right amount of influence on Utah politics?



A plurality (40%) say the LDS Church has the right amount of influence, but a sizable 30% say too much — the South Jordan/West Jordan electorate is among the more religiously skeptical we polled.

A NEW ICE DETENTION CENTER IN UTAH

ICE recently purchased a facility in Salt Lake County to use as an immigration detention center. Which of the following best reflects your view on this?

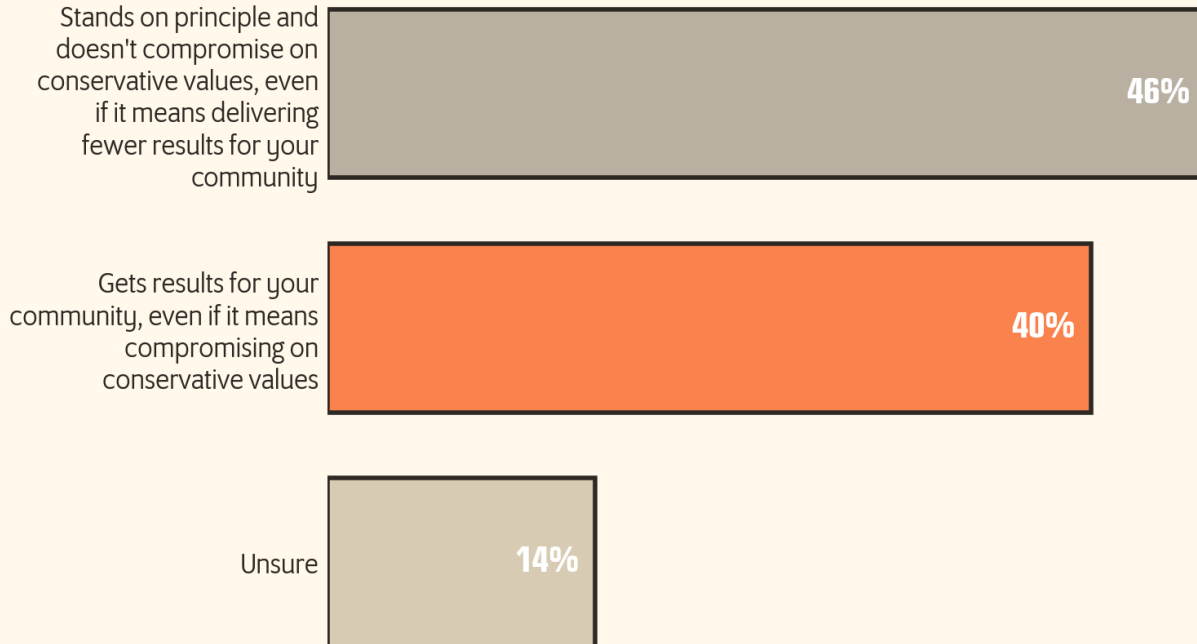


Support (46%) and opposition (43%) are nearly tied — one of the most evenly split ICE results in our Utah polling, in a comparatively moderate district.

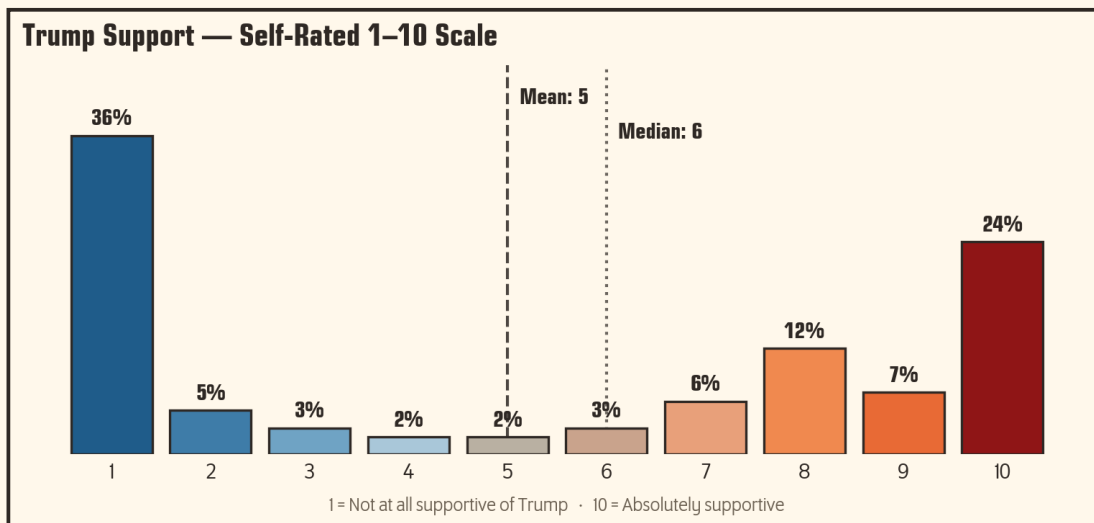
REPUBLICAN TYPOLOGIES & IDEOLOGY

WHEN DECIDING WHO TO VOTE FOR IN THE REPUBLICAN PRIMARY FOR STATE HOUSE, DO YOU PREFER A CANDIDATE WHO...

Preferred Candidate Type



TRUMP SUPPORT



HD-44 splits 46%–40% between principle and results voters, with 14% unsure — a relatively pragmatic district. The Trump scale is bimodal: 36% rate their support a 1 and 24% a 10 (mean 5, median 6).



TEAM NOTES & ANALYSIS

This section presents the pollster's (State Navigate's) analysis and interpretation of the results.

CHAZ NUTTYCOMBE · ON SURVEY METHODOLOGY

This poll is of registered Republican voters: here's why.

Utah House districts are incredibly small by population size: there are 42–45,000 Utahns in each district. Even fewer voters participate: less than 7,000 Utahns will vote in the primary here this year. When creating a likely voter electorate, you 'shave' the number of voters based on the probability of how likely they are to vote based on the answer they give us. If we weighted the survey to a likely voter electorate based on those answers, we'd end up with fewer than 200 respondents, which is not up to our quality standards. Given how few primary voters there are here and the N of our RV sample, this survey is as good as anyone in the field can get.

CHAZ NUTTYCOMBE · ON THE HORSERACE AND EDUCATION

The incumbent is down 6; this survey should be a wake-up call.

This electorate has a clear preference for someone like Teuscher if you look at everything except for the horse race. He's down 6 against a first-time candidate despite being a two-term incumbent, and it's probably worse for him if we were to weight our survey to the likely voter electorate, which skews much more heavily toward college-educated voters. Teuscher has a 3-point lead among voters who don't hold a college degree, while Stephenson has a 14-point lead among those who do.

MARY RADCLIFFE · ON RESULTS VS. PRINCIPLES

Stephenson dominates results voters; Teuscher leads principles voters, but most are still undecided.

Stephenson is the clear choice of results-oriented voters in HD-44. Among those who prefer leaders who get results, even if it means compromising, Stephenson is ahead of Teuscher by 24 points. Teuscher holds a smaller lead, 9 points, among those who prefer a candidate who stands on principle rather than compromises. However, over half of those respondents are still undecided on the horserace, while just 41 percent of those who prefer compromise have yet to choose a candidate.

ABOUT

ABOUT STATE NAVIGATE

State Navigate is a nonpartisan, 501(c)(3) nonprofit organization dedicated to becoming a compass for state legislatures everywhere. Our bipartisan polling team consists of alumni of FiveThirtyEight, political scientists, and polling experts. Last year, State Navigate was the most accurate pollster in the country for the 2025 election cycle. To learn more about our poll sponsorship opportunities, [click here!](#) Public polling on state governance, especially state legislatures, is rare, so we try to make our polling as affordable as possible for sponsors to help fill this gap.

OUR POLLING TEAM

CHAZ NUTTYCOMBE

FOUNDER & EXECUTIVE DIRECTOR

Chaz was the Director of CNalysis.com, the only website dedicated to state legislative election forecasting. He has successfully forecasted thousands of state legislative elections since 2017 during his senior year in high school. Chaz leads the polling team and works with them on survey design, field work, weighting, and written analysis.

MICHAEL FOLEY

ELECTIONS COORDINATOR

Michael is an expert in GIS technology and has experience in coding and scraping technology. He is a graduate of Fordham University and the University of Chicago Law School. In our polling, Michael conducts fieldwork, setting up surveys and texts, and exports/designs crosstabs.

MARY RADCLIFFE

DATA MANAGER

Mary Radcliffe is a mathematician and data analyst from Pittsburgh. She earned a PhD in Mathematics from the University of California, San Diego in 2012. Mary has previously worked as a Teaching Professor at Carnegie Mellon University and Researcher at FiveThirtyEight. In our polling, Mary helps with survey design, keeps our polling operations ethical, creates topline, and writes analyses of results.

G. ELLIOTT MORRIS

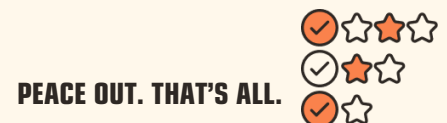
POLLING COMMITTEE MEMBER

Elliott Morris is a data-driven journalist and author living in Washington, DC. He's the author of STRENGTH IN NUMBERS: How Polls Work and Why We Need Them. Elliott was most recently the Editorial Director of Data Analytics at ABC News, where he developed polling aggregation and election-forecasting models and managed the research and data visualization teams for ABC's data-journalism website FiveThirtyEight/538. In our polling, Elliott helps with survey design and writing weighting scripts.

NICHOLAS GOEDERT

POLLING COMMITTEE MEMBER

Nicholas / "Nick" is an assistant professor of Political Science at Virginia Tech with expertise focused on legislative elections and American politics. He is the author of GROUND WAR: Courts, Commissions, and the Fight over Partisan Gerrymanders (Oxford, 2022). He served as an expert witness in the Wisconsin redistricting case Whitford v. Gill. He holds a Ph.D. in Politics from Princeton and a J.D. from Georgetown Law. In our polling, Nick helps with survey design and gives academic feedback.



Your compass for state legislatures