



STATE NAVIGATE POLL BRIEFING

UTAH HOUSE DISTRICT 14

REPUBLICAN PRIMARY

Kara Toone (Local Republican Activist) vs. John Taylor (Army Intelligence Officer)

Open seat: 10-year incumbent Rep. Karianne Lisonbee running for U.S. Congress · June follow-up survey

AT A GLANCE



PRIMARY DATE

June 23, 2026



BALLOTS DROPPED

June 2, 2026



FIELD DATES

June 4–7, 2026



MARGIN OF ERROR

± 7.4%

n = 174 likely Republican primary voters · Davis County · Weighted by age, race, gender, and education

METHODOLOGY

This survey was fielded from June 4–7, 2026, among 174 likely Republican primary voters in Utah’s 14th State House District. Respondents were chosen from a voter file provided by i360. Text messages containing a link to an online survey designed by the State Navigate Polling Team and hosted on the SurveyMonkey platform were sent to respondents by AllianceForge. The survey was weighted by age, race, gender, and education with benchmarks derived from the voter file and previous election results. The margin of error is 7.4% with a 95% confidence interval. The survey was designed by State Navigate and Doers Network and conducted by State Navigate. This survey was not sponsored by any party, candidate, or candidate’s committee.

DISTRICT DNA • HD-14 (RV)



DAVIS COUNTY

Cities: Syracuse, Clearfield



WHERE A FEW VOTES MATTER

~26%

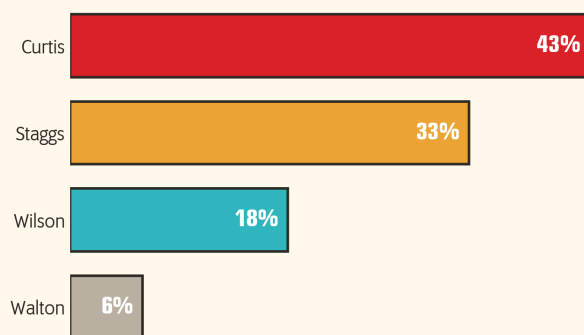
of voters will likely determine who the next State Representative will be.

2024 PRIMARY RESULTS IN HD-14

2024 GOP Gov. Primary in HD-14 (Cox +4)

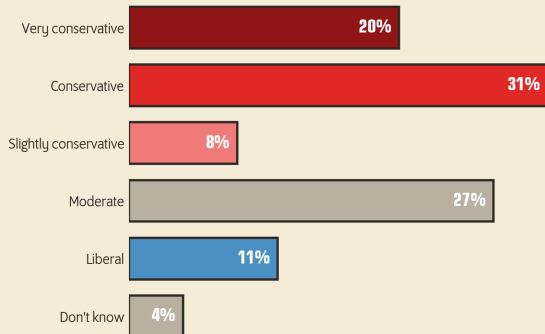


2024 GOP US Senate Primary in HD-14 (Curtis +9)

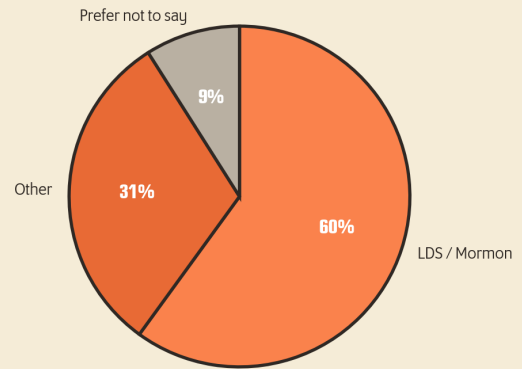


DISTRICT DNA • SURVEY DEMOGRAPHICS (LV)

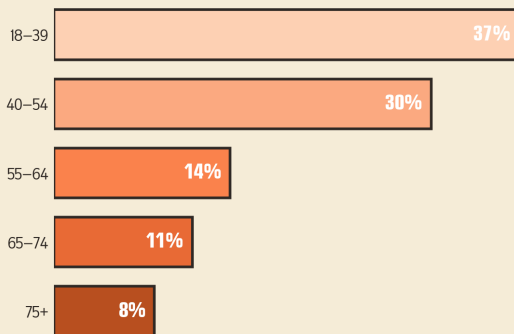
IDEOLOGICAL SELF-IDENTIFICATION



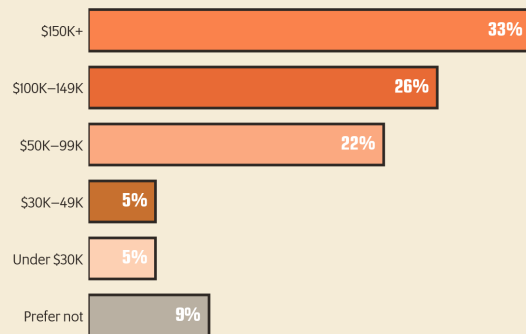
RELIGION




AGE



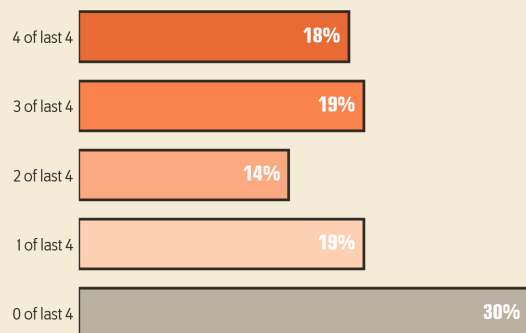
HOUSEHOLD INCOME



EDUCATION



PRIMARY VOTING HISTORY (LAST 4 CYCLES)



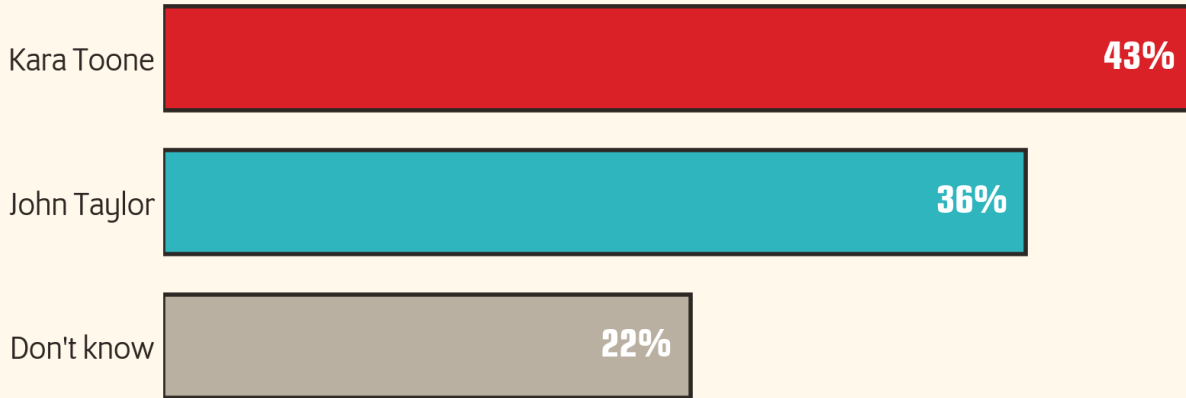
White / Caucasian = 90%. LDS = 60%. n = 174 registered R primary voters, weighted.



THE SNAPSHOT


THE HORSERACE · WITH LEANERS

The Horserace (with leaners)



NO LEANER PUSH

No Leaner Push



17% OF THE BALLOT IS ALREADY IN

Of weighted likely voters who had already cast their ballot:

KARA TOONE

61%

JOHN TAYLOR

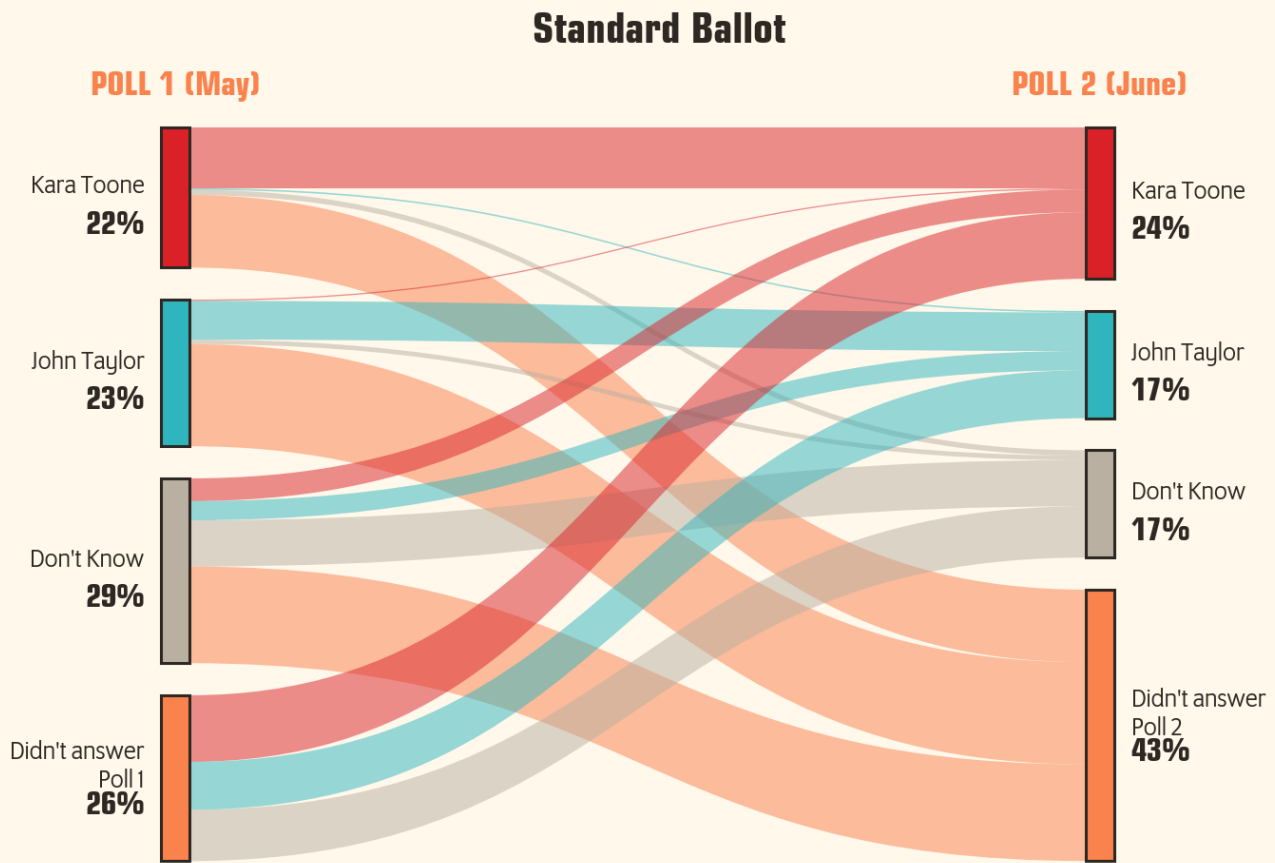
38%

DON'T REMEMBER

1%

PANEL MOVEMENT

This diagram traces how individual HD-14 respondents moved across waves. Sizes and percentages are weighted (June wave weight for panelists, May wave weight for May-only respondents). Ribbon thickness equals weighted respondent count. Voters who appear in only one wave are shown as “Didn’t answer Poll 1 / Poll 2.”



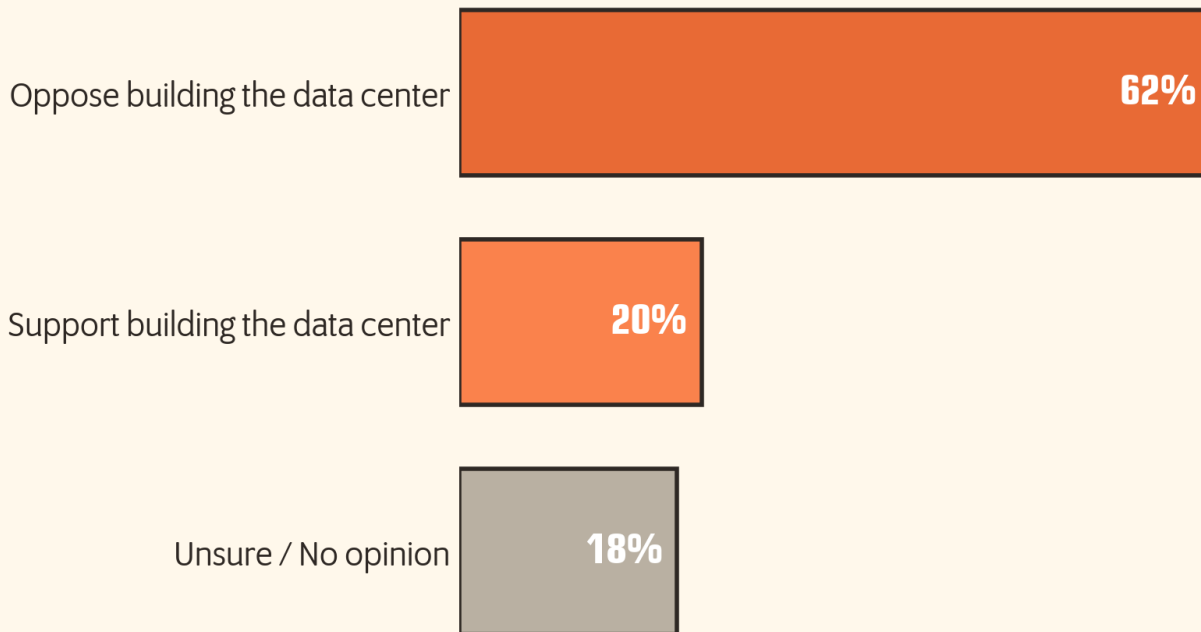
Toone gained ground across the panel. Among the 91 panelists who took both waves, Toone held 24 of her 26 prior-wave loyalists and pulled an additional 16 from the undecided pool; Taylor held 20 of 24 but added only 12 from undecideds. New (June-only) respondents broke 35–24–24 for Toone, undecided, and Taylor.

ON THE ISSUES

THE “STRATOS” DATA CENTER · BOX ELDER COUNTY

Utah officials recently approved the proposed “Stratos” data center project in Box Elder County, a large-scale artificial intelligence and cloud computing development backed by investor Kevin O’Leary. Supporters say the project could bring jobs, tax revenue, and technological investment to Utah, while critics have raised concerns about energy use, water consumption, environmental impacts, and the speed of the approval process. Do you support or oppose this project?

Should Utah Build the “Stratos” Data Center?



HD-14 voters oppose the Stratos data center by 42 points (62% oppose vs. 20% support) — the strongest opposition of any Davis-area survey, with 18% unsure.

REPUBLICAN TYPOLOGIES & IDEOLOGY

WHEN DECIDING WHO TO VOTE FOR, DO YOU PREFER A CANDIDATE WHO...

Preferred Candidate Type

Passes the best legislation they can through compromise

60%



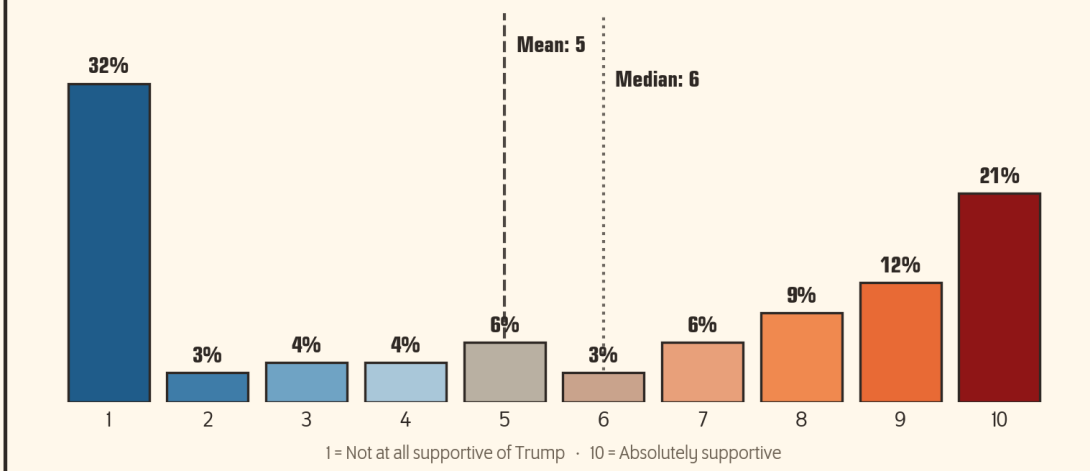
Stands on principle and doesn't compromise on conservative values

40%



TRUMP SUPPORT

Trump Support — Self-Rated 1–10 Scale



HD-14 leans pragmatic 60%–40% on candidate type. Compromisers break for Toone by 31 points; principle voters break for Taylor by 31 – a strikingly symmetric split. The Trump scale is bimodal: 32% rate their support a 1 and 21% a 10 (mean 5, median 6).



TEAM NOTES & ANALYSIS

This section presents the pollster's (State Navigate's) analysis and interpretation of the results.

CHAZ NUTTYCOMBE · ON SURVEY SIZE

We've exhausted the HD-14 panel; this is our smallest sample ever.

We've polled voters in HD-14 three times now and have exhausted the population, making this our smallest survey ever in sample size. Thus, the margin of error is quite large. Still, Toone definitely has at least a slight edge in this race at the moment.

CHAZ NUTTYCOMBE · ON EDUCATION SPLITS

The actual electorate will be more college-educated than our survey; Toone benefits from that.

Our survey is weighted to reflect the overall registered Republican voter population, ~55% of which doesn't hold a college degree. Primary voters are much more likely to hold a college degree, though: the electorate will likely be ~55% college-educated, pretty much the polar opposite of the registered Republican voter demographics here. That means Toone probably has a wider lead than our poll suggests: among voters who have a Bachelor's or higher, it's 44% Toone, 11% Taylor. Among those who have less than a Bachelor's, it's 40% Taylor, 21% Toone.

MARY RADCLIFFE · ON DEMOGRAPHIC SPLITS

Toone and Taylor are pulling from very different parts of the HD-14 electorate.

There are clear demographic differences between Toone's and Taylor's support in HD-14. For example, Toone leads by 22 points with women, but Taylor leads by 10 points with men. Among voters without a college degree, Taylor leads by 4, while Toone carries college-educated voters by 20 points. Voters under 40 and over 64 prefer Taylor, while those aged between 40 and 64 prefer Toone.

MARY RADCLIFFE · ON RESULTS VS. PRINCIPLES

Compromisers go Toone by 31; principles voters go Taylor by 31 — symmetric splits with the candidate-type question.

Among the 60% of voters who say they prefer a candidate who compromises in order to pass the best legislation they can, Toone leads by 31 points. Among the 40% who prefer a candidate who stands on principle rather than compromising conservative values, Taylor leads by 31 points.

ABOUT

ABOUT STATE NAVIGATE

State Navigate is a nonpartisan, 501(c)(3) nonprofit organization dedicated to becoming a compass for state legislatures everywhere. Our bipartisan polling team consists of alumni of FiveThirtyEight, political scientists, and polling experts. Last year, State Navigate was the most accurate pollster in the country for the 2025 election cycle. To learn more about our poll sponsorship opportunities, [click here!](#) Public polling on state governance, especially state legislatures, is rare, so we try to make our polling as affordable as possible for sponsors to help fill this gap.

OUR POLLING TEAM

CHAZ NUTTYCOMBE

FOUNDER & EXECUTIVE DIRECTOR

Chaz was the Director of CNalysis.com, the only website dedicated to state legislative election forecasting. He has successfully forecasted thousands of state legislative elections since 2017 during his senior year in high school. Chaz leads the polling team and works with them on survey design, field work, weighting, and written analysis.

MICHAEL FOLEY

ELECTIONS COORDINATOR

Michael is an expert in GIS technology and has experience in coding and scraping technology. He is a graduate of Fordham University and the University of Chicago Law School. In our polling, Michael conducts fieldwork, setting up surveys and texts, and exports/designs crosstabs.

MARY RADCLIFFE

DATA MANAGER

Mary Radcliffe is a mathematician and data analyst from Pittsburgh. She earned a PhD in Mathematics from the University of California, San Diego in 2012. Mary has previously worked as a Teaching Professor at Carnegie Mellon University and Researcher at FiveThirtyEight. In our polling, Mary helps with survey design, keeps our polling operations ethical, creates topline, and writes analyses of results.

G. ELLIOTT MORRIS

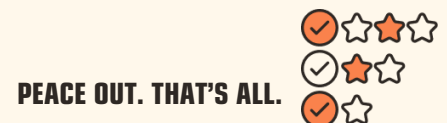
POLLING COMMITTEE MEMBER

Elliott Morris is a data-driven journalist and author living in Washington, DC. He's the author of STRENGTH IN NUMBERS: How Polls Work and Why We Need Them. Elliott was most recently the Editorial Director of Data Analytics at ABC News, where he developed polling aggregation and election-forecasting models and managed the research and data visualization teams for ABC's data-journalism website FiveThirtyEight/538. In our polling, Elliott helps with survey design and writing weighting scripts.

NICHOLAS GOEDERT

POLLING COMMITTEE MEMBER

Nicholas / "Nick" is an assistant professor of Political Science at Virginia Tech with expertise focused on legislative elections and American politics. He is the author of GROUND WAR: Courts, Commissions, and the Fight over Partisan Gerrymanders (Oxford, 2022). He served as an expert witness in the Wisconsin redistricting case Whitford v. Gill. He holds a Ph.D. in Politics from Princeton and a J.D. from Georgetown Law. In our polling, Nick helps with survey design and gives academic feedback.



Your compass for state legislatures