



STATE NAVIGATE POLL BRIEFING

**WEST VIRGINIA SENATE DIST. 9**  
**REPUBLICAN PRIMARY**

Sen. Rollan Roberts (incumbent) vs. Dr. Michael Antolini vs. Del. Adam Vance

Three-way race: AFP/Smith back Roberts, MFA/Capito back Antolini, Vance possible spoiler

**AT A GLANCE**



**PRIMARY DATE**

**May 12, 2026**



**EARLY VOTING BEGAN**

**Apr 29, 2026**



**FIELD DATES**

**May 3–6, 2026**



**MARGIN OF ERROR**

**± 5.5%**

n = 424 likely Republican primary voters · Beckley area · Weighted by age, race, gender, education, region

**METHODOLOGY**

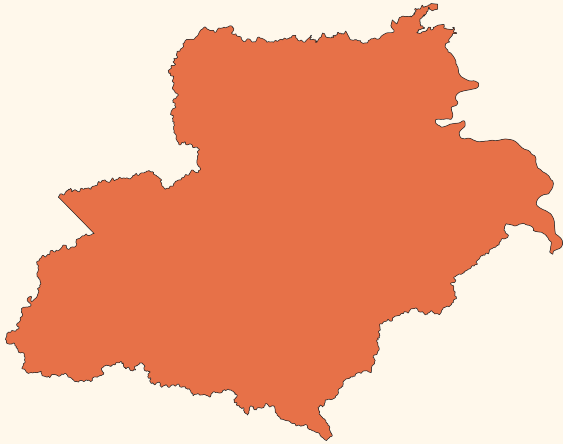
State Navigate surveyed 424 likely Republican primary voters in West Virginia's Senate District 9 from May 3 through May 6, 2026, using AllianceForge's text-to-web methodology via SurveyMonkey. The sample was drawn from the i360 voter file and weighted by age, race, gender, education, and region to reflect the likely 2026 R primary electorate. The survey carries a margin of error of ±5.5% at a 95% confidence level. This survey was not sponsored by any party, candidate, or candidate's committee.

# DISTRICT DNA • SD-9



## BECKLEY AREA

Counties: Raleigh,  
Wyoming, Fayette



### WHERE A FEW VOTES MATTER

# ~8%

OF VOTERS WILL DETERMINE WHO  
THE NEXT STATE SENATOR WILL BE

## ~65,900

registered voters in SD-9

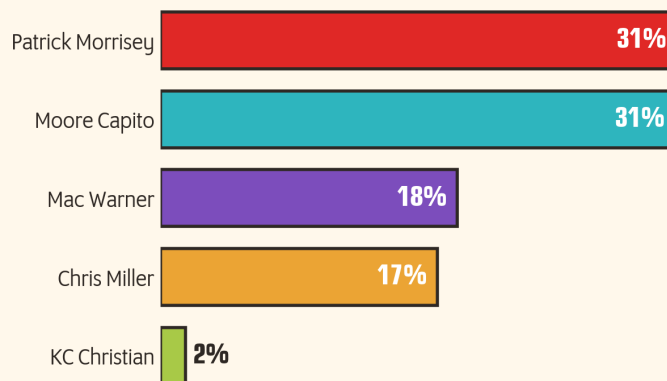
## ~5,200

voters cast in the 2022  
GOP primary in SD-9

This district is safely Republican: a few  
voters will determine the election.

## 2024 PRIMARY RESULT IN SD-9

### 2024 GOP Gov. Primary in SD-9 (Morrisey +0.2)

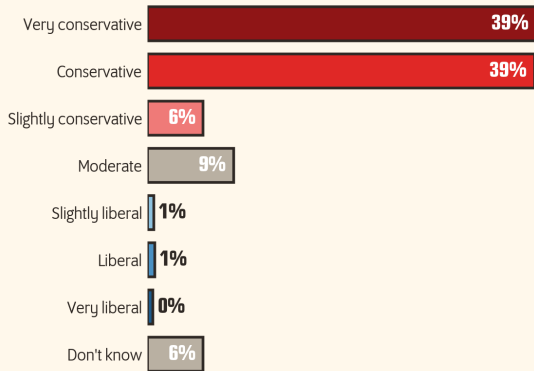


### A NOTE ON 2024

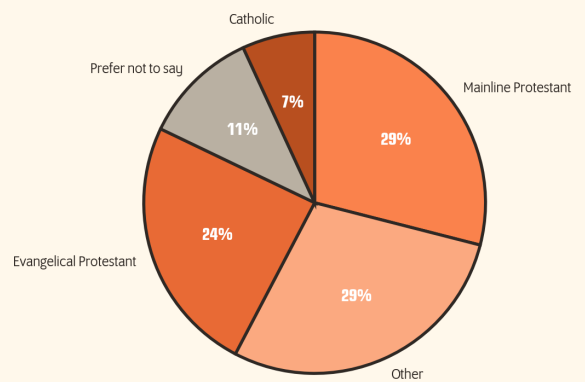
Patrick Morrisey edged out Moore Capito by 0.2 points in SD-9 in the 2024 GOP gubernatorial primary — a near-tie at the top of the ticket. Mac Warner and Chris Miller split the rest of the field. This is southern coalfield territory where the Smith/Morrisey coalition runs strong, but the Capito coalition is competitive too. Roberts holds the AFP-Smith lane, Antolini the Capito-Takubo lane, and Vance the rural-southern third lane.

# DISTRICT DNA • SURVEY DEMOGRAPHICS (LV)

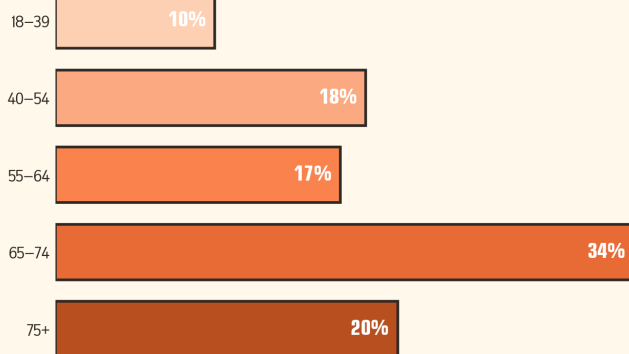
## IDEOLOGICAL SELF-IDENTIFICATION



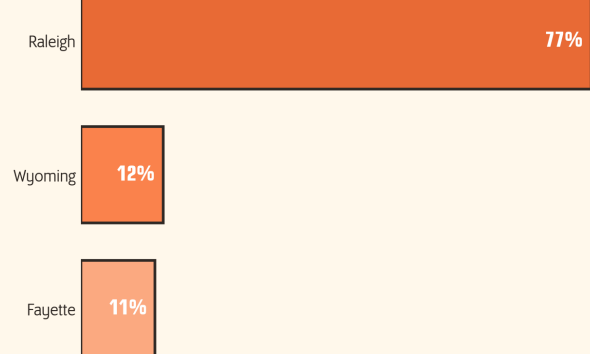
## RELIGION



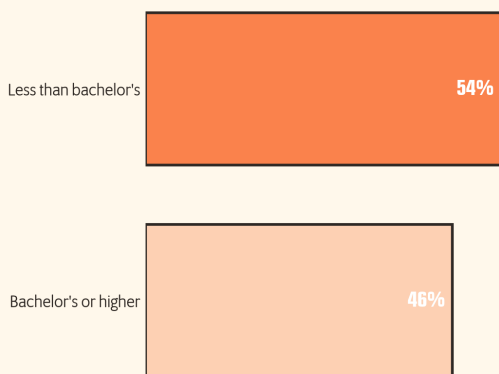
## AGE



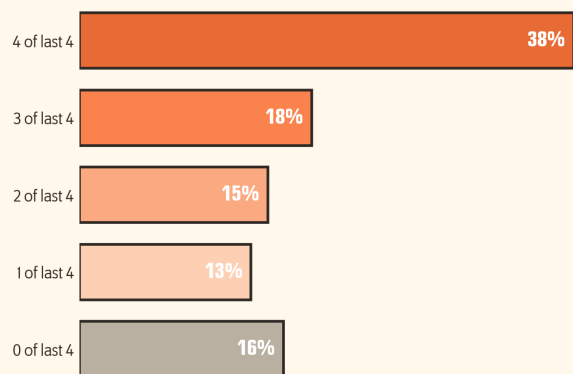
## RESPONDENTS BY COUNTY



## EDUCATION



## PRIMARY VOTING HISTORY (LAST 4 CYCLES)



White/Caucasian = 99%. n = 424 likely R primary voters, weighted.

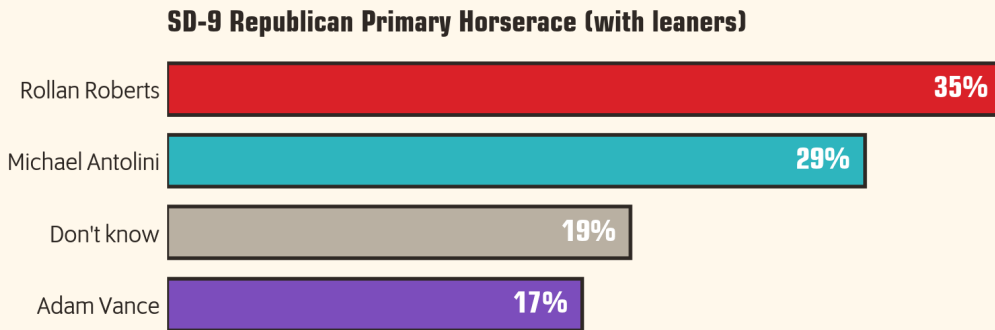


# THE CANDIDATES

<b>ROLLAN ROBERTS</b>	<b>MICHAEL ANTOLINI</b>	<b>ADAM VANCE</b>
<b>Sen. · Raleigh County</b>	<b>Doctor · Raleigh County</b>	<b>WV Delegate · Wyoming County</b>
<b>BACKGROUND</b> Two-term incumbent State Senator from Raleigh County. Baptist pastor; aligned with the Randy Smith faction in the Senate.	<b>BACKGROUND</b> Doctor and business owner from Raleigh County. Aligned with the Tom Takubo faction in the Senate.	<b>BACKGROUND</b> Coal miner from Wyoming County. Two-term member of the WV House of Delegates. Possible spoiler for Roberts.
<b>BACKERS</b> Sen. Randy Smith; Americans for Prosperity (AFP).	<b>BACKERS</b> Mountaineer Freedom Alliance (MFA); Sen. Shelley Moore Capito.	<b>BACKERS</b> TBD
<b>KEY STRENGTH</b> Incumbency advantage; AFP's organizing infrastructure.	<b>KEY STRENGTH</b> Spending from outside groups including MFA; possible vote-splitting between Vance and Roberts among the most conservative voters.	<b>KEY STRENGTH</b> Only candidate from Wyoming County (~12% of the electorate); regional advantage in the southern part of the district.

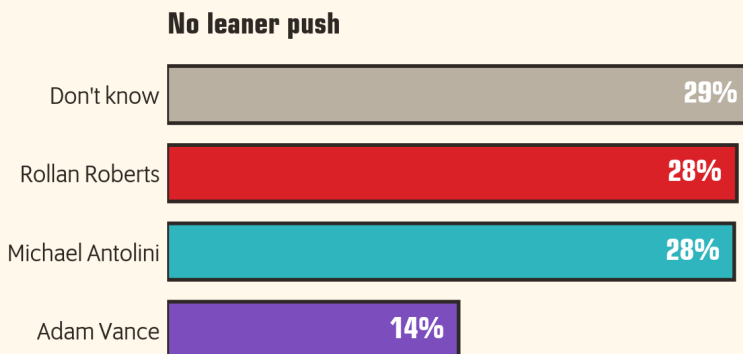
## THE SNAPSHOT

### THE HORSERACE · WITH LEANERS



Roberts leads at 35% with leaners, with Antolini at 29%, undecided at 19%, and Vance at 17%. Roberts and Antolini both hail from Raleigh County, which contains the bulk of the electorate, while Vance is the lone Wyoming candidate. If the most conservative voters split between Roberts and Vance, Antolini's path widens considerably; if they consolidate around the incumbent, Roberts wins.

### NO LEANER PUSH



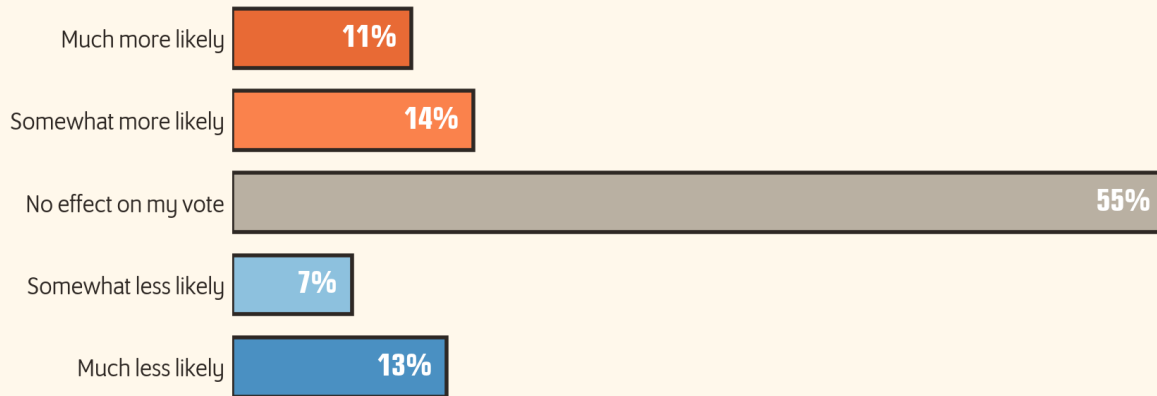
Without a leaner push, the race tightens dramatically — Roberts 28%, Antolini 28%, undecided 29%, Vance 14%. Of the 29% who said "Don't Know" on the first ask, 69% still don't lean when pressed; those who do break ~12% Roberts / ~10% Antolini / ~9% Vance — a 3-point spread among the leaners that's well within margin of error, so the leaner-pushed gain is effectively split across the three candidates.

# REPUBLICAN TYPOLOGIES & IDEOLOGY

## EFFECT OF A MORRISEY ENDORSEMENT

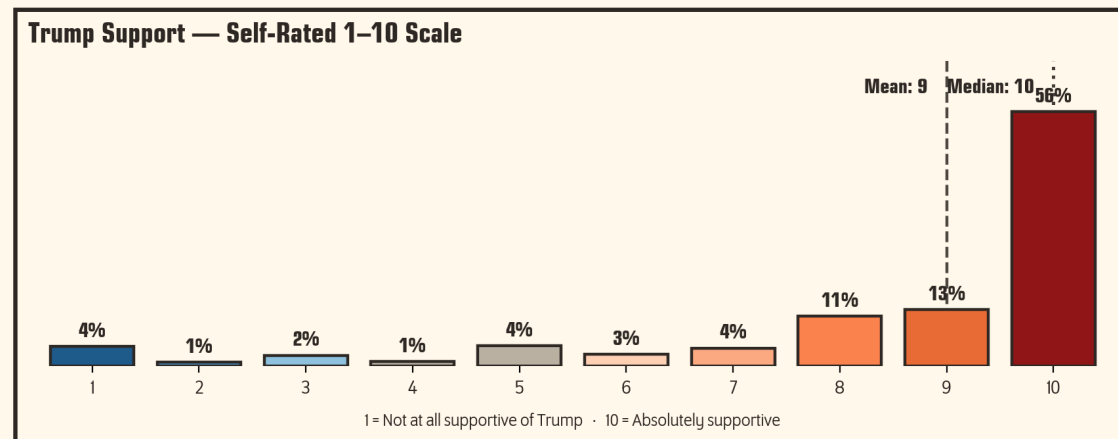


Effect of a Morrisey Endorsement on Vote



The Morrisey endorsement nets out roughly even in SD-9. 25% say a Morrisey endorsement would make them more likely to vote for a candidate (10.6% much more, 14.3% somewhat more), while 20% say it would make them less likely (12.7% much less, 7.1% somewhat less). 55% say it would have no effect. See Mary's note in the Team Notes section for the cross-tab analysis of how this maps to candidate choice.

## TRUMP SUPPORT



Trump support in SD-9 is among the strongest we've measured anywhere in WV. 56% rate their support at 10 out of 10, and 80% rate it 8 or above. The mean is 9, the median is 10. Just 4% pick 1 — smaller than the non-MAGA bloc we've seen in any Senate district in which we've asked this question, and much smaller than the 11% we saw in SD-17. Any campaign here that drifts too far from MAGA will struggle.



# TEAM NOTES & ANALYSIS

## MARY RADCLIFFE · ON THE MORRISEY ENDORSEMENT

### Whether or not voters align with Morrisey is a clear fault line in this district.

A Morrisey endorsement in this district is more influential on vote choice than in any WV State Senate district we have surveyed other than SD-17, where Takubo being on the ballot brings the intraparty conflict into sharper relief. There's a 48-point difference, on the margin, between support for Roberts and Antolini among those who say a Morrisey endorsement would make them more or less likely to support a candidate; among those who say more likely, Roberts leads by 25, and among those who say less likely, Antolini leads by 23. This is larger than SD-14 (11 points), SD-3 (11 points), SD-2 (15 points), and SD-8 (44 points), though the 8th district is complicated due to the tight 3-way race.

## MARY RADCLIFFE · ON MAGA ALIGNMENT

### Being even a little bit anti-Trump makes a big difference in SD-9.

Among voters who rate their support for the president at a 10 out of 10, Roberts leads by 19 points, 40–21. But among voters who rate their support for the president at either an 8 or 9, about 24% of the sample, the race is dead even, with both Roberts and Antolini each pulling in around 36% of the vote. This is different from the other districts we've polled: in our Trumpiest district to date, SD-3, Azinger's lead among 10-out-of-10 Trump voters is 38 points, but barely drops to 35 points among 8- or 9-out-of-10 Trump supporters. In the least Trumpy district we've polled, SD-17, Pritt leads by 14 with 10-out-of-10 Trump voters, and by 10 with 8- or 9-out-of-10.

## CHAZ NUTTYCOMBE · ON VOTER LIKELIHOOD

### Antolini's voters are very Election Day-heavy.

Michael Antolini's voters are very Election Day-heavy. Just 2% of his supporters in our poll say they've already voted, versus 15% of Roberts' voters having already voted and 9% of Vance's. 89% of Roberts voters have either already voted or say they're definitely voting, vs. 88% of Antolini voters. Roberts has an edge with higher-propensity voters, too: he has a 3-point lead with voters who participated in 4 out of the last 4 primaries, a 9-point lead with 3/4s, and a 17-point lead with 2/4s.

## MICHAEL FOLEY · ON DUPLICATES TAKEN OUT

### Sharing may be caring, but it's also very daring.

Overzealous candidates and their supporters will sometimes share our poll links with others. We can detect when that happens. When it does, all responses associated with the shared link are thrown out because we have no way to reliably associate the response with certain information necessary for weighting. In SD-9, 6 duplicate responses were removed from the sample. Please don't do this!



State Navigate is a nonpartisan, 501(c)(3) nonprofit organization dedicated to becoming a compass for state legislatures everywhere. Our bipartisan polling team consists of alumni of FiveThirtyEight, political scientists, and polling experts. Last year, State Navigate was the most accurate pollster in the country for the 2025 election cycle. To learn more about our poll sponsorship opportunities, [click here!](#) Public polling on state governance, especially state legislatures, is rare, so we try to make our polling as affordable as possible for sponsors to help fill this gap.

## OUR POLLING TEAM

### CHAZ NUTTYCOMBE

#### FOUNDER & EXECUTIVE DIRECTOR

Chaz was the Director of CAnalysis.com, the only website dedicated to state legislative election forecasting. He has successfully forecasted thousands of state legislative elections since 2017 during his senior year in high school. Chaz leads the polling team and works with them on survey design, field work, weighting, and written analysis.

### MICHAEL FOLEY

#### ELECTIONS COORDINATOR

Michael is an expert in GIS technology and has experience in coding and scraping technology. He is a graduate of Fordham University and the University of Chicago Law School. In our polling, Michael conducts fieldwork, setting up surveys and texts, and exports/designs crosstabs.

### MARY RADCLIFFE

#### DATA MANAGER

Mary Radcliffe is a mathematician and data analyst from Pittsburgh. She earned a PhD in Mathematics from the University of California, San Diego in 2012. Mary has previously worked as a Teaching Professor at Carnegie Mellon University and Researcher at FiveThirtyEight. In our polling, Mary helps with survey design, keeps our polling operations ethical, creates toplines, and writes analyses of results.

### G. ELLIOTT MORRIS

#### POLLING COMMITTEE MEMBER

Elliott Morris is a data-driven journalist and author living in Washington, DC. He's the author of STRENGTH IN NUMBERS: How Polls Work and Why We Need Them. Elliott was most recently the Editorial Director of Data Analytics at ABC News, where he developed polling aggregation and election-forecasting models and managed the research and data visualization teams for ABC's data-journalism website FiveThirtyEight/538. In our polling, Elliott helps with survey design and writing weighting scripts.

### NICHOLAS GOEDERT

#### POLLING COMMITTEE MEMBER

Nicholas / "Nick" is an assistant professor of Political Science at Virginia Tech with expertise focused on legislative elections and American politics. He is the author of GROUND WAR: Courts, Commissions, and the Fight over Partisan Gerrymanders (Oxford, 2022). He served as an expert witness in the Wisconsin redistricting case Whitford v. Gill. He holds a Ph.D. in Politics from Princeton and a J.D. from Georgetown Law. In our polling, Nick helps with survey design and gives academic feedback.

Your compass for state legislatures

PEACE OUT. THAT'S ALL.

